


Mastering Number at Home

Year 2



NCETM

NATIONAL CENTRE FOR EXCELLENCE
IN THE TEACHING OF MATHEMATICS

Aims of the session

- Share with you some of the things your child will be learning in school
- Improve your confidence in helping your child with maths
- Create some games and activities for use at home
- Share with you the home learning activities

Why engage you in your child's learning?

Research evidence suggests that when parents are engaged in their children's learning, outcomes for children can be improved.

Research also highlights the fact that parents feel they need more support to understand the current curriculum content and how they can support their child with their learning at home.

Desforges, C. and Abouchaar, A. (2003); Goodall, J. and Vorhaus, J. (2011);
The Education Endowment Foundation (2019); Sarjeant, S. (2021)

BBC News Report 2006

69% of parents do not help children with their homework because...


Everything has changed since they were at school and they are not confident in the new methods.

BBC News Report 2010

82% of parents feel unable to help pupils with their homework.

The ‘problem’ with maths

“My dad thinks that the way **he** does maths is easier and better than **my** way but he doesn’t understand my way and his way confuses me.”




That’s not the way we do it in school!

Pupil – Catford High School

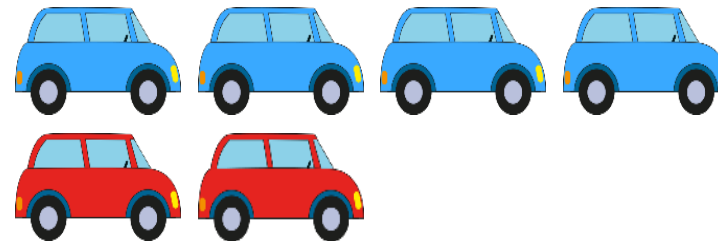
How does Mastering Number help us to teach maths in school?

The Mastering Number Programme in Year 2 will help your child to develop good *number sense*.

Some of the things they are learning include:



Recognising small numbers of objects without having to count them




Know different ways to 'make' (compose) a number

How does knowing how numbers are 'made' help children?

I know that 8 is made of 5 and 3 so I will also know...

$$5 + 3 = 8$$



$$50 + 30 = 80$$

$$500 + 300 = 800$$

$$8 - 3 = 5$$

$$80 - 30 = 50$$



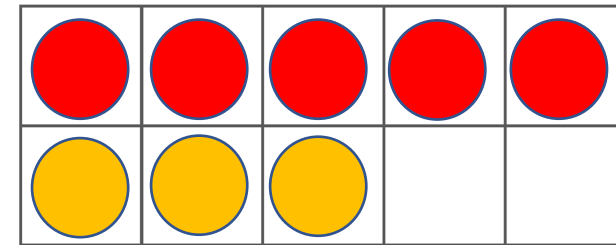

$$0.5 + 0.3 = 0.8$$

$$0.8 - 0.3 = 0.5$$

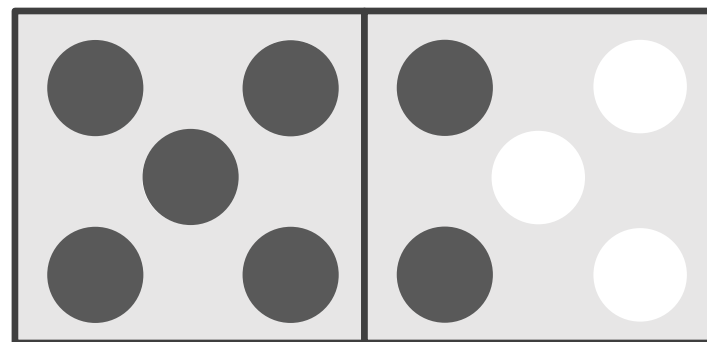
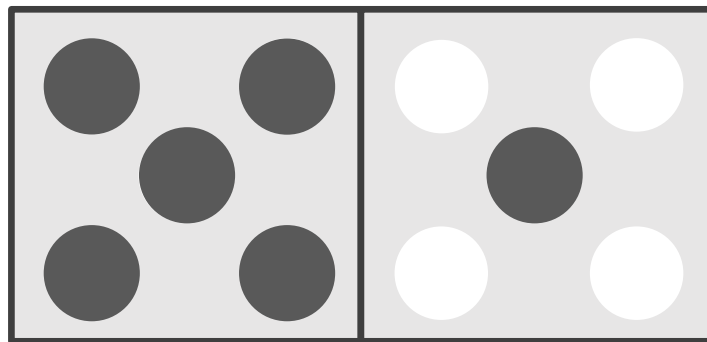

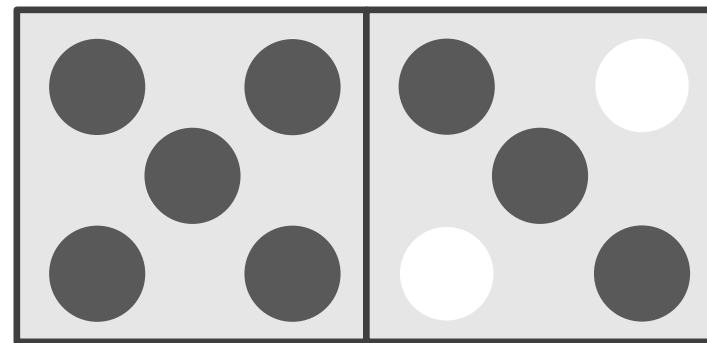
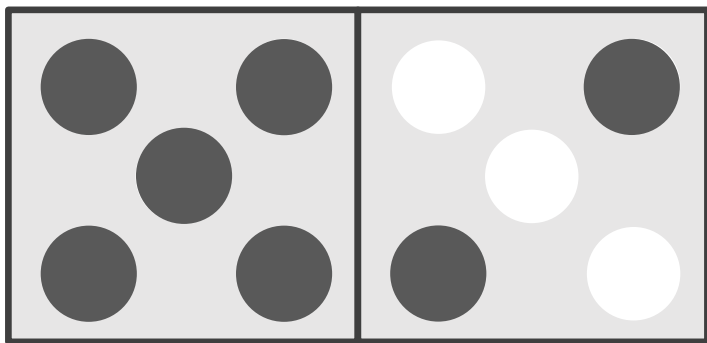
Looking at the numbers 6, 7, 8 and 9

Children will learn that these numbers all have 5 'inside them', as well as seeing all the ways they can be made.

I know that 8 is made of 5 and 3.




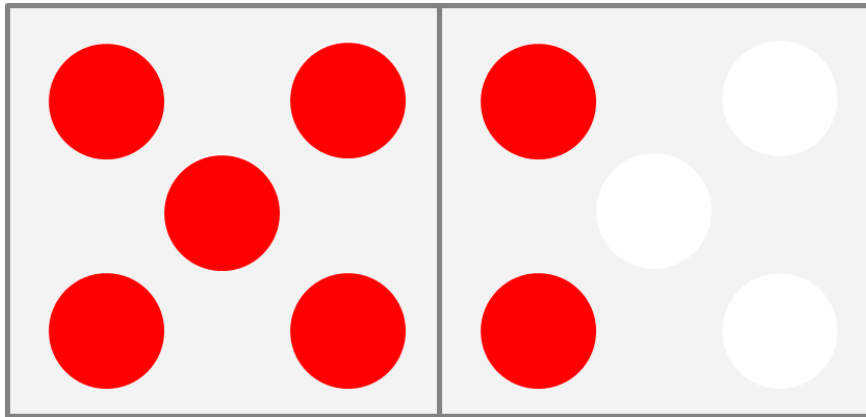
Prepare the matching activity by cutting out the cards



Play 'Copy my number'

Grown-ups: place 7 counters on the dice frame as shown.

Children: can you make the same number on the 10 frame showing it as '5 and a bit'?

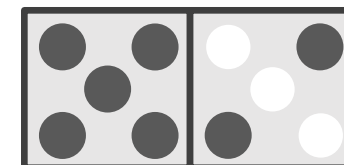
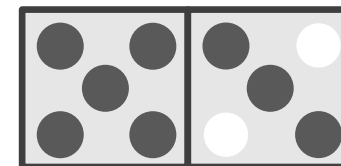
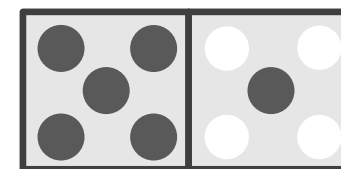
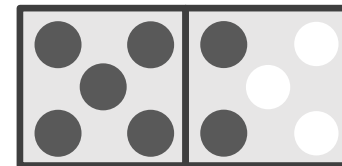


_____ is made of 5 and _____.
5 and _____ make _____.

Play 'Shows 7 / Does not show 7'

Sort the cards:

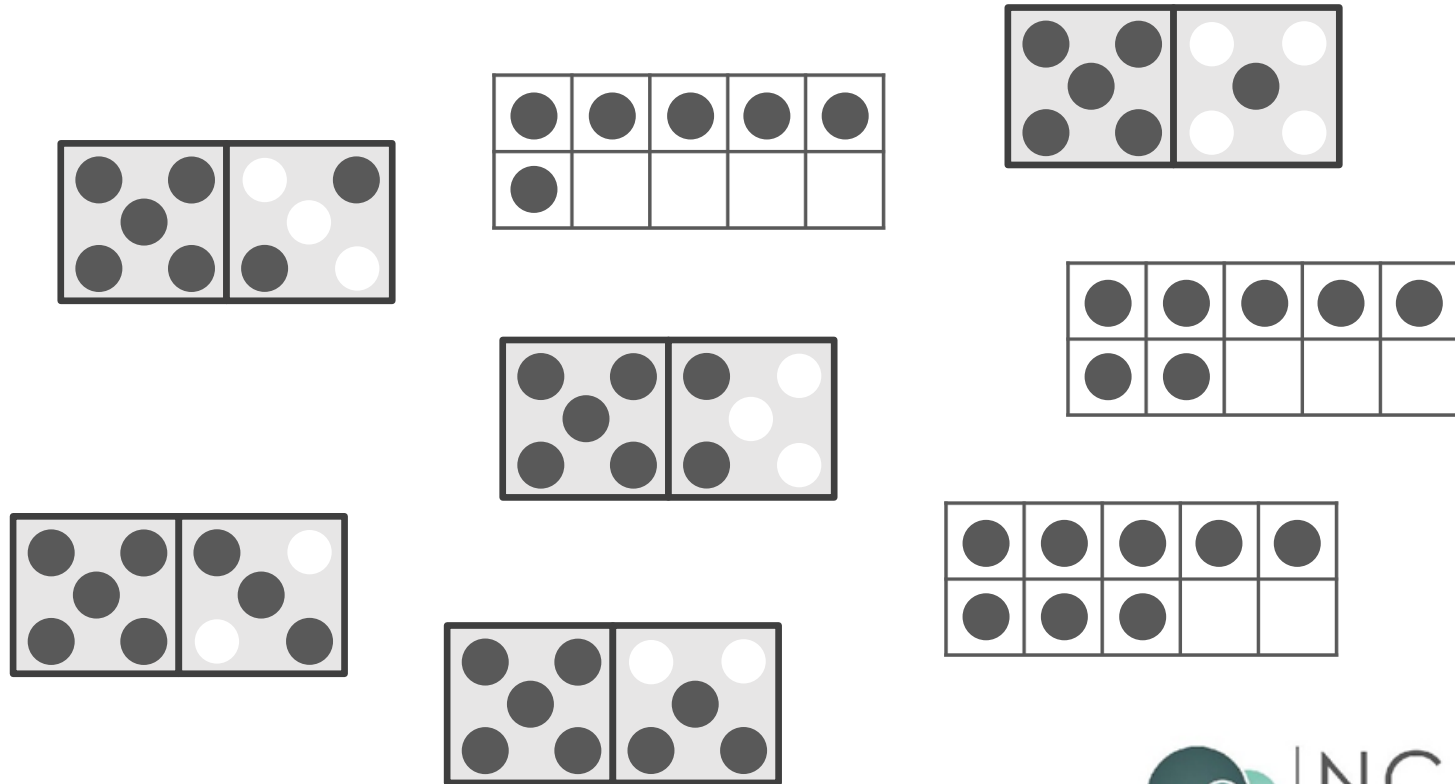

Shows 7	Does NOT show 7



Play 'Match my fingers'

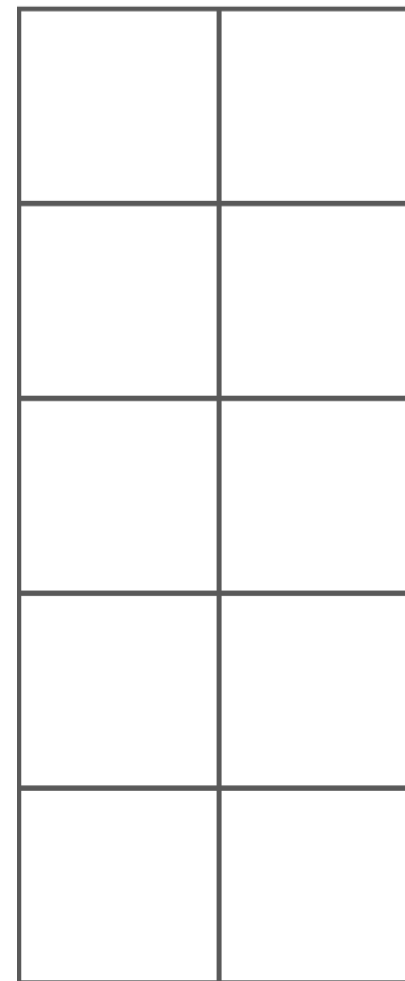

Grown-ups: use your fingers to show a number between 5 and 9.


Children: can you find four cards that show the same number?




Play 'Ways to make 10'

You will need your 10 frame and 10 counters.






Start at the bottom and place two at a time.




Children: Place the counters on the 10-frame so they are all red.

Grown-ups: turn one counter over at a time.




Say the stem sentence together.

10 is made of ____ and ____.
____ and ____ make 10.




NCETM
NATIONAL CENTRE for EXCELLENCE
IN THE TEACHING of MATHEMATICS

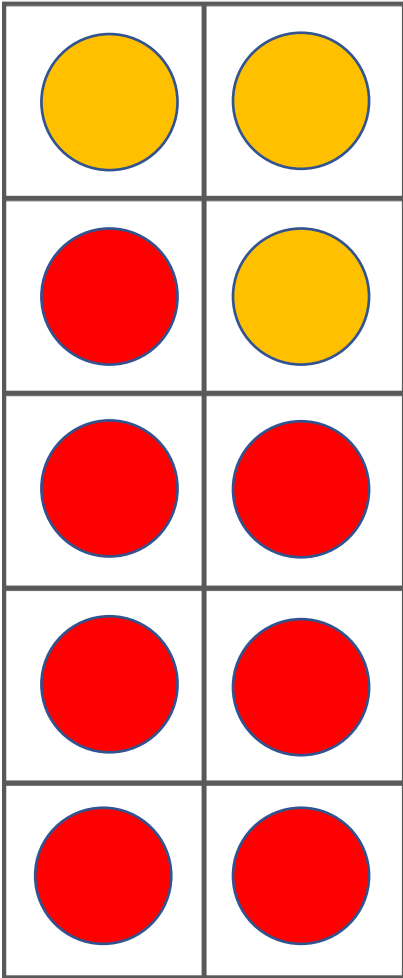


Keep saying the stem sentence together.

10 is made of ____ and ____.
____ and ____ make 10.




NCETM
NATIONAL CENTRE for EXCELLENCE
IN THE TEACHING of MATHEMATICS



Continue doing this
until all the counters
are yellow.

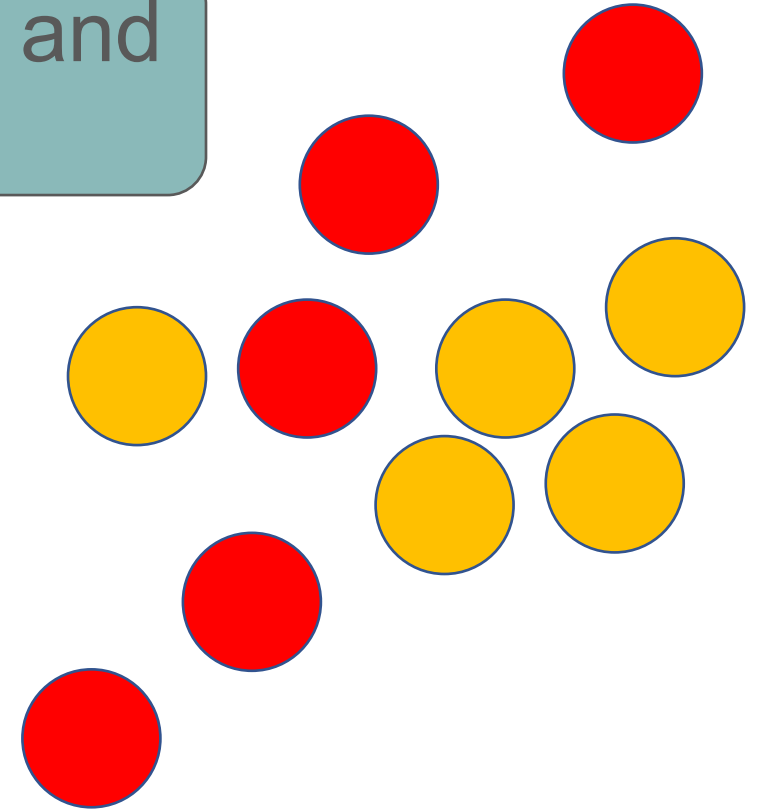
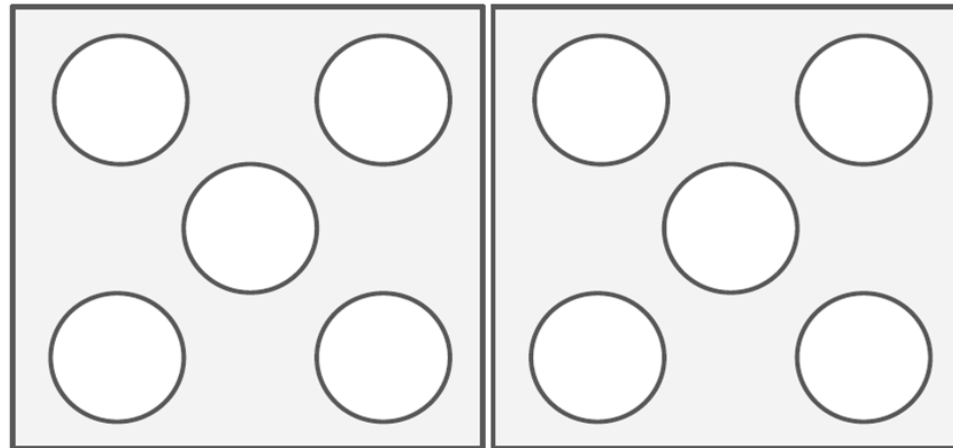

10 is made of ____ and ____.
____ and ____ make 10.



NCETM
NATIONAL CENTRE for EXCELLENCE
IN THE TEACHING of MATHEMATICS

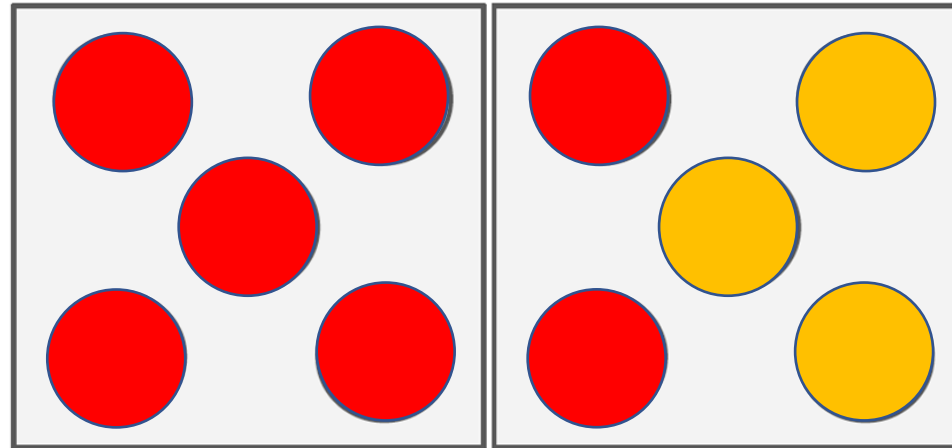
Play 'How many more to make 10?'

Now you will need your dice frame and 10 counters.



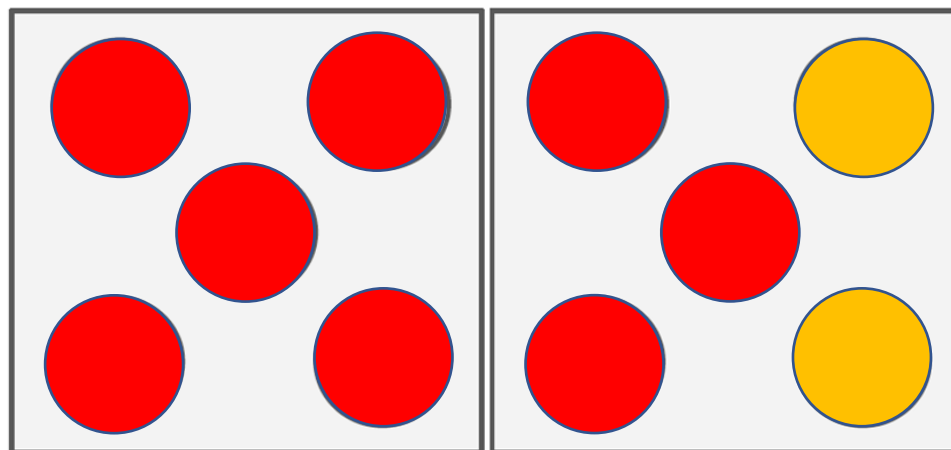
Grown-ups: Place 7 red counters onto the dice frame, using the '5 and a bit' pattern.

Children: Fill the spaces with yellow counters and use the stem sentence.



10 is made of _____ and _____.
_____ and _____ make 10.

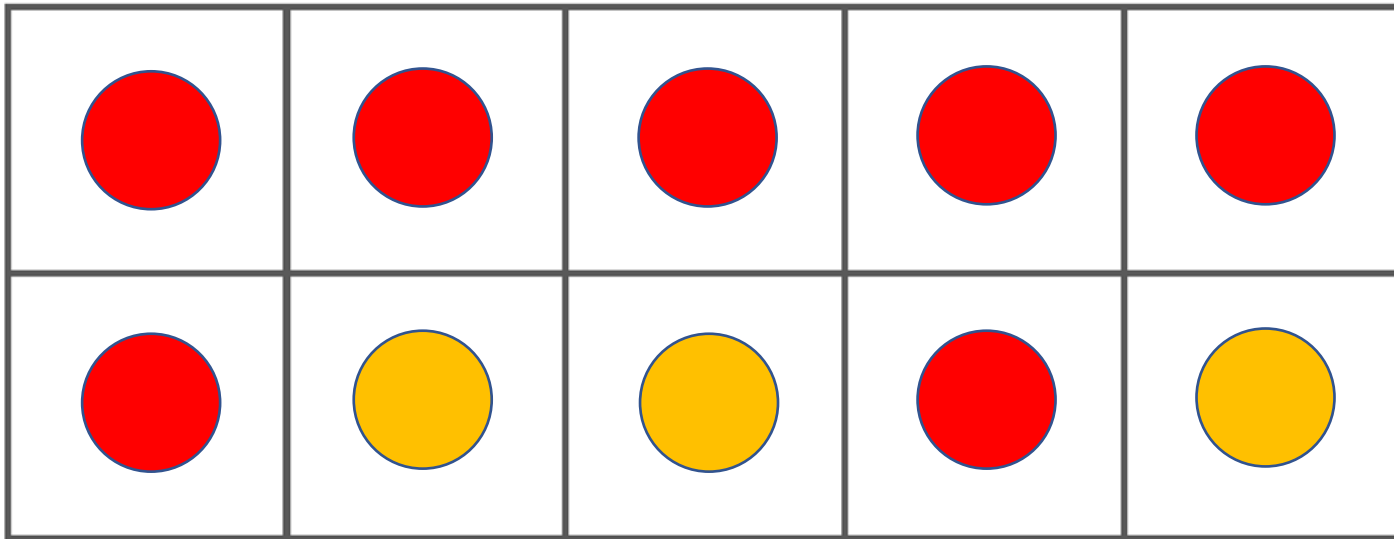

Grown-ups: Repeat using a different '5 and a bit' number (e.g. 6, 8 or 9).



10 is made of ____ and ____.
____ and ____ make 10.

In Week 3, children will be asked to say how many are needed to make 10 without filling the spaces.

You could play the same game using the 10-frame – this might be more tricky!




10 is made of ____ and ____.
____ and ____ make 10.

Introducing 'Make it 10 Bingo'

Player 1: pick a caller card and read it out

Player 2: find the number that makes 10 and cover it with a counter.

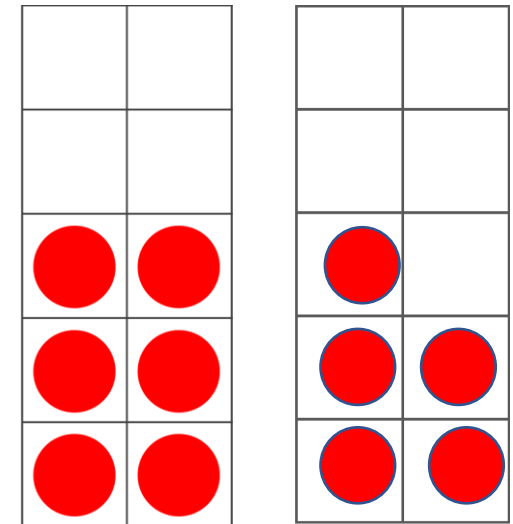

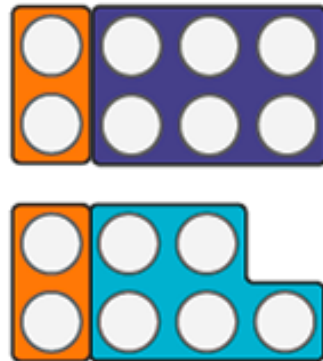

What does 4 need
to make 10?



_____ needs _____ to make 10.

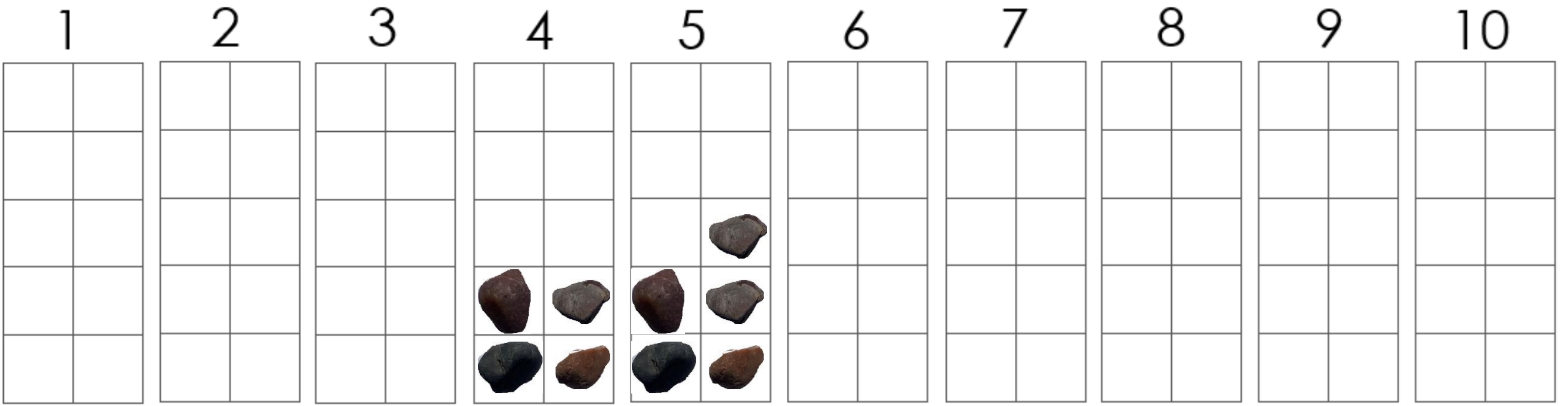
Odd and even numbers 'inside' other numbers

Let's think about the odd and even *parts* of numbers.





Use your objects to show the numbers on the 10-frames.
Place them in the order shown.

What do you notice about the pattern that is being made by 4 or 5 objects?



Play 'Drop 10 counters'

How many of each colour?
Are the parts odd or even?



Play 'Ways of making 7 and 8'

$$6 + 1$$

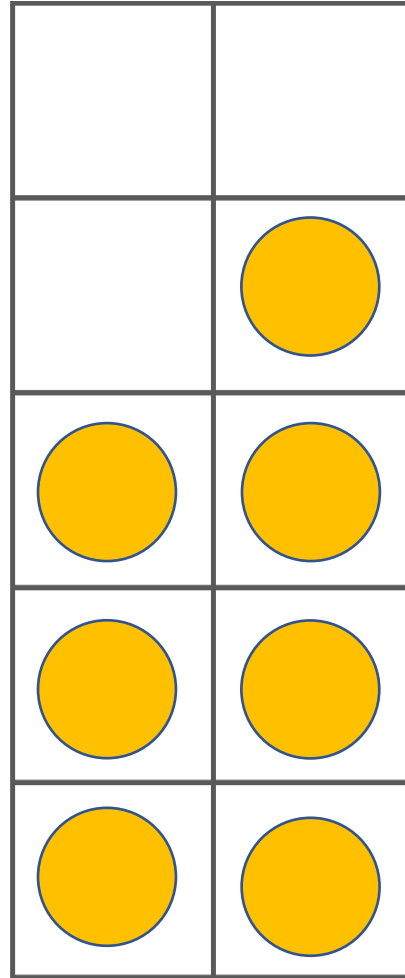
$$5 + 2$$

$$4 + 3$$

$$3 + 4$$

$$2 + 5$$

$$1 + 6$$




Can you see if 7 can be made of odd or **even** parts?



NCETM
NATIONAL CENTRE for EXCELLENCE
IN THE TEACHING of MATHEMATICS

$$7 + 1$$



Can you see if 8 can be made of odd or **even** parts?






NCETM
NATIONAL CENTRE for EXCELLENCE
IN THE TEACHING of MATHEMATICS

Introducing 'Sorting expressions'

odd + odd

odd + even

even + even



Home Learning


You are going to take all the games we made today home with you to practise.

The home learning for this week is set out on a sheet with instructions. You will receive a new sheet and some new activities each week.

Mastering Number at Home

Year 2 – Week 1

Copy my number

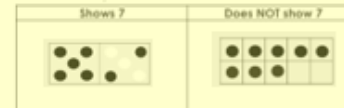


(Monday, Wednesday and Friday)

How to play

- For this game you will need the worksheet 'Double dice frame and 10-frame' and 20 counters.
- Place some counters on the double dice frame to make a number larger than 5 (note that you should fill the left-hand side of the frame before adding counters to the right-hand side).
- Ask your child to make the same number on the 10-frame, ensuring they start with 5 counters on the top row each time.
- Repeat this activity several times. [If your child finds this easy, you may wish to cover the double dice frame with a cloth and reveal the number of counters only briefly.]

7 or NOT 7?



(Tuesday and Thursday)

How to play

- For this game you will need the worksheets '5-and-a-bit cards' and 'Sorting table'.
- Place the cards face-down on a flat surface.
- Take it in turns to pick up 1 card.
- If the arrangement on the card shows 7, place it in the 'Shows 7' column of the sorting table. If it does not, place it in the 'Does NOT show 7' column.
- Ask your child to tell you how they know if the card is in the correct column. For example, "7 is made of 5 and 2 and this is 5 and 3".

Other things to try at home

Match my fingers

For this game you will need the cards you cut from the worksheet '5-and-a-bit cards'. Spread out the cards face-up on a flat surface.

Use the fingers of both hands to show your child a number that is more than 5. Make sure you show 5 fingers on one hand and the remaining fingers on the other hand.



Ask your child to find ALL the cards that show the number represented by your fingers.



Mastering Number at Home

My Diary – Year 2 Week 1.

Please complete your diary with your grown-up every day.

Name: _____

Day	Activities completed (please tick)	✓	Grown-ups – comment about your child's learning
Mon	We played 'Copy my number.'	✓	Joe was able to copy all the numbers I showed.
Tues	We played, 'Shows7/ does NOT show 7.'		
Wed	We played 'Copy my number.'		
Thurs	We played, 'Shows7/ does NOT show 7.'		
Fri	We played 'Copy my number.'		

Grown-ups – please indicate how you and your child found the work this week.

Very confident



It was okay



Not too sure



References

Axford, N., Berry, V., Lloyd, J., Moore, D., Rogers, M., Hurst, A., Blockley, K., Durkin, H. and Minton, J. (2019) How Can Schools Support Parents' Engagement in their Children's Learning? Evidence from Research and Practice. London: Education Endowment Foundation.

Desforges, C. & Abouchaar, A. (2003), The impact of parental involvement, parental support and family education on pupil achievement and adjustment: A literature review. London: Department for Education and Skills.

Goodall, J & Vorhaus, J (2011), Review of Best Practice in Parental Engagement. Department for Education.

Sarjeant, S (2021) Engaging parents in children's literacy: an investigation into the Impact in Writing programme as a strategy for parental engagement. Available at:
[https://orca.cardiff.ac.uk/id/eprint/136692/3/1576474%20Suzanne%20Sarjeant%20-%20Final%20thesis%20\(002\).pdf](https://orca.cardiff.ac.uk/id/eprint/136692/3/1576474%20Suzanne%20Sarjeant%20-%20Final%20thesis%20(002).pdf) (Accessed 03.10.2022)

Thank you



NCETM

NATIONAL CENTRE FOR EXCELLENCE
IN THE TEACHING OF MATHEMATICS